

The rechargeable batteries are lead-lead dioxide systems. The dilute sulfuric acid electrolyte is absorbed by separators and thus immobilized. Should the battery be accidentally overcharged producing hydrogen and oxygen, Special one-way valves allow the gases to escape thus avoiding excessive pressure build-up. Otherwise, the battery is completely sealed and is, therefore, maintenance-free, leak proof and usable in any position.



Battery Construction

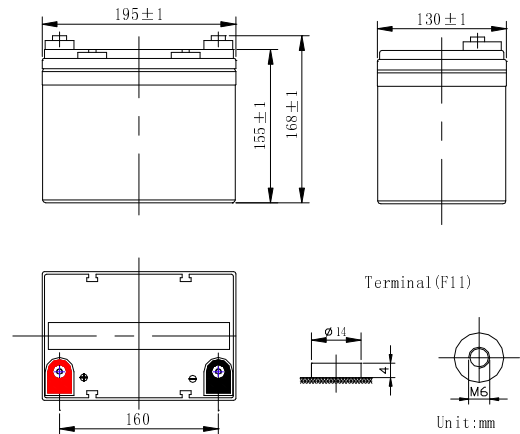
Component	Positive plate	Negative plate	Container	Cover	Safety valve	Terminal	Separator	Electrolyte
Raw material	Lead dioxide	Lead	ABS	ABS	Rubber	Copper	Fiberglass	Sulfuric acid

General Feature

- Absorbent Glass Mat(AGM) technology for efficient gas recombination of up to 99% and freedom from electrolyte maintenance or water adding.
- Not restricted for air transport-complies with IATA/ICAO Special Provision A67.
- UL-recognized component.
- Can be mounted in any orientation.
- Computer designed lead, calcium tin alloy grid for high power density.
- Long service life, float or cyclic applications.
- Maintenance-free operation.
- Low self discharge.

Characteristics

Nominal voltage	12V
Length(mm/inch)	195/7.68
Width(mm/inch)	130/5.12
Height(mm/inch)	155/6.10
Total Height(mm/inch)	168/6.61
Approx. Weight(kg/lbs)	10.5/23.1



Specifications Performance

Ampere Hour Capacity	20HR(1.7A to 10.8V)		10HR(3.1A to 10.8V)		5HR(5.6A to 10.5V)	
	34		31		28	
Minutes of Discharge	25A to 9.6V	56A to 9.6V	75A to 9.6V	85A to 9.6V	100A to 9.6V	
	44	16	10	8	7	
Cranking Amps	32° F/0°C: 240			0° F/-18°C: 185		
Internal resistance	Fully Charged battery 77° F(25°C) : 8.7mΩ					
Operating temperature Range	Discharge		Charge		Storage	
	-20~60°C		-10~50°C		-20~60°C	
Self – Discharge	3% of capacity declined per month at 20°C					
Max. Discharge Current 77° F(25°C)	330A (5S)					
Short circuit current	850A					
Charge (Constant Voltage)	Cycle: 14.4~14.7 V/77°F(25°C)			Max. Current: 8.5A		

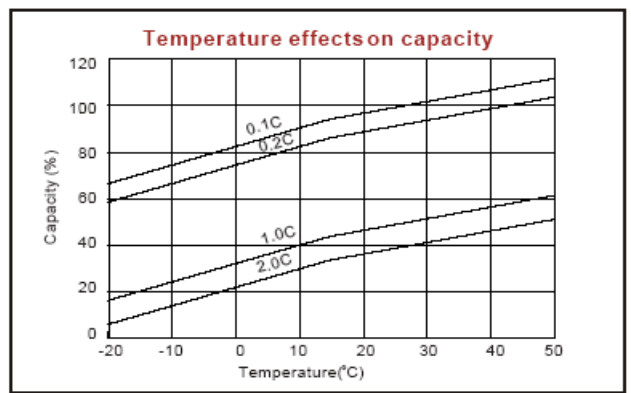
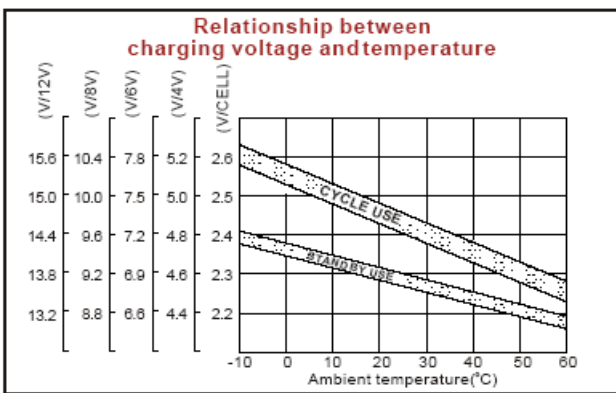
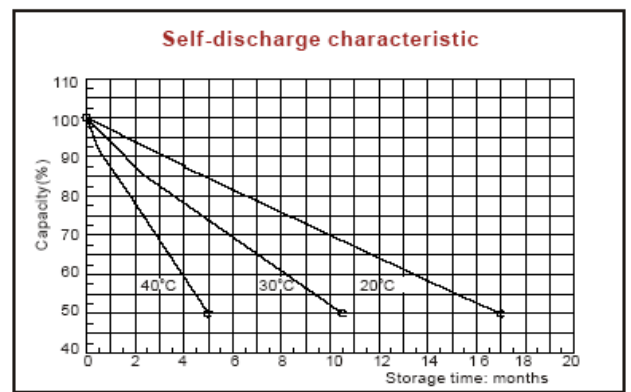
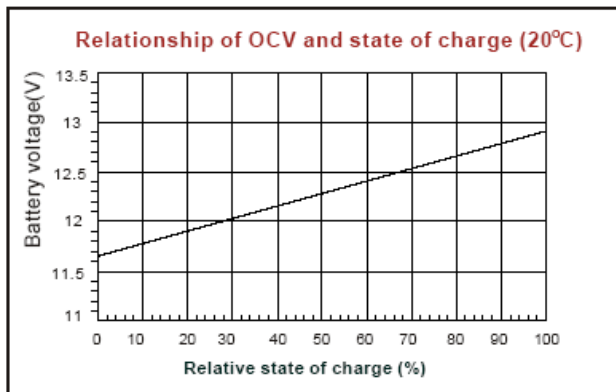
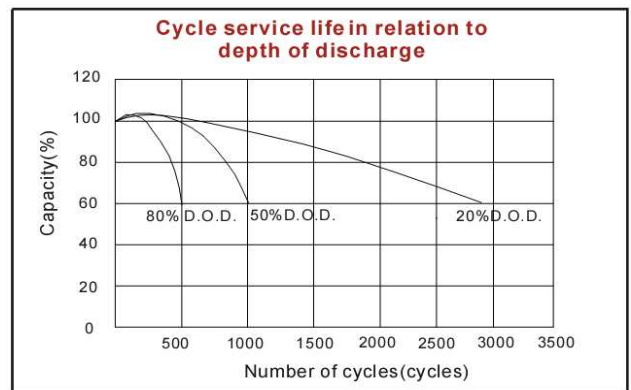
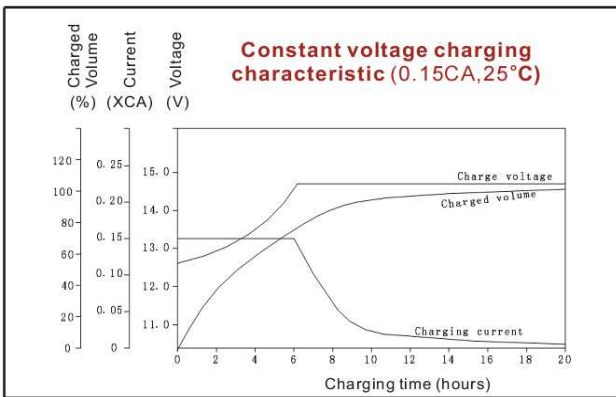
Discharge Constant Current (Amperes at 77° F25 °C)

End Point Volts/Cell	5min	10min	15min	30min	45min	1h	3h	5h	10h
1.60V	110	75.0	56.5	32.5	23.5	18.0	8.15	6.01	3.23
1.65V	105	72.0	54.7	31.5	22.9	17.6	7.92	5.90	3.21
1.70V	99.0	68.5	52.7	30.4	22.3	17.2	7.67	5.75	3.18
1.75V	92.0	64.5	50.6	29.2	21.6	16.8	7.42	5.60	3.15
1.80V	84.0	59.5	48.3	27.8	20.8	16.3	7.10	5.40	3.10

Discharge Constant Power (watts at 77° F 25°C)

End Point Volts/Cell	5min	10min	15min	30min	45min	1h	2h	3h	5h
1.60V	205	140	105	61.8	46.2	36.5	21.5	15.5	10.3
1.65V	196	134	101	59.5	44.5	35.3	20.8	15.1	10.1
1.70V	185	127	96.5	57.0	42.7	34.0	20.0	14.6	9.85
1.75V	171	119	91.5	54.3	40.8	32.7	19.2	14.1	9.60
1.80V	155	110	86.0	51.3	38.8	31.3	18.3	13.5	9.30

(Note)The above characteristics data are average values obtained Within three charge/discharge cycles not the minimum values.



DONGGUAN OREMA POWER CO., LTD

Add: #1 Qilinling Road Shahu, Tangxia Town, Dongguan Guangdong China

TEL: +86-769- 3896 1163 +86-769- 3896 1168

FAX: +86-769- 3896 1169



www.oremabattery.com