

The rechargeable batteries are lead-lead dioxide systems. The dilute sulfuric acid electrolyte is absorbed by separators and thus immobilized. Should the battery be accidentally overcharged producing hydrogen and oxygen, Special one-way valves allow the gases to escape thus avoiding excessive pressure build-up. Otherwise, the battery is completely sealed and is, therefore, maintenance-free, leak proof and usable in any position.



Battery Construction

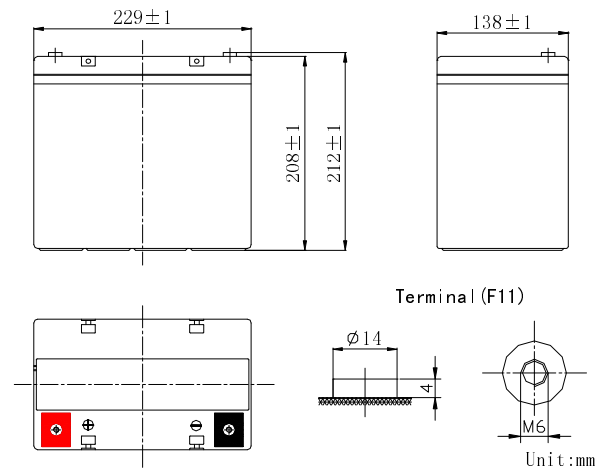
Component	Positive plate	Negative plate	Container	Cover	Safety valve	Terminal	Separator	Electrolyte
Raw material	Lead dioxide	Lead	ABS	ABS	Rubber	Copper	Fiberglass	Sulfuric acid

General Feature

- Absorbent Glass Mat(AGM) technology for efficient gas recombination of up to 99% and freedom from electrolyte maintenance or water adding.
- Not restricted for air transport-complies with IATA/ICAO Special Provision A67.
- UL-recognized component.
- Can be mounted in any orientation.
- Computer designed lead, calcium tin alloy grid for high power density.
- Long service life, float or cyclic applications.
- Maintenance-free operation.
- Low self discharge.

Characteristics

Nominal voltage	12V
Length(mm/inch)	229/9.01
Width(mm/inch)	138/5.43
Height(mm/inch)	208/8.19
Total Height(mm/inch)	212/8.35
Approx. Weight(kg/lbs)	17.2/37.9



Specifications Performance

Ampere Hour Capacity	20HR(2.75A to 10.8V)		10HR(5.2A to 10.8V)		5HR(9.6A to 10.5V)
	55		52		48
Minutes of Discharge	25A to 10.2V	56A to 9.6V	75A to 9.6V	85A to 9.6V	100A to 9.6V
	95	35	22	19	15
Cranking Amps	32° F/0°C: 375			0° F/-18°C: 275	
Internal resistance	Fully Charged battery 77° F(25°C) : 6.5mΩ				
Operating temperature Range	Discharge		Charge		Storage
	-20~60°C		-10~50°C		-20~60°C
Self - Discharge	3% of capacity declined per month at 20°C				
Max. Discharge Current 77° F(25°C)	550A (5S)				
Short circuit current	1400A				
Charge (Constant Voltage)	Cycle: 14.4~14.7 V/77°F/(25°C)			Max. Current: 13.8A	

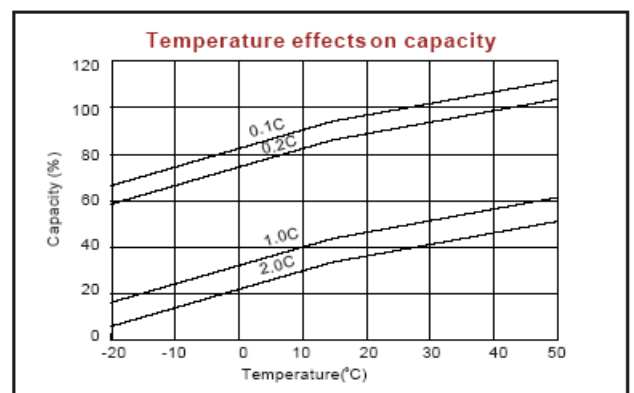
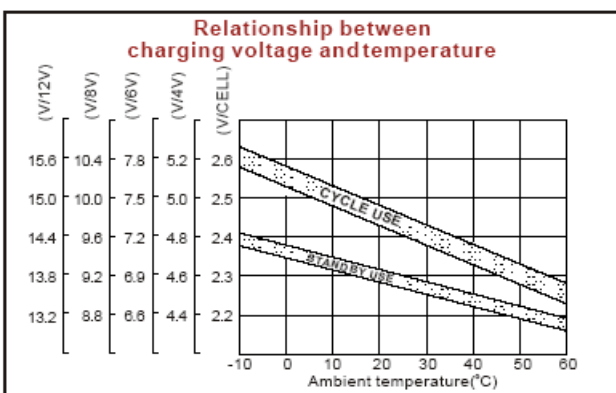
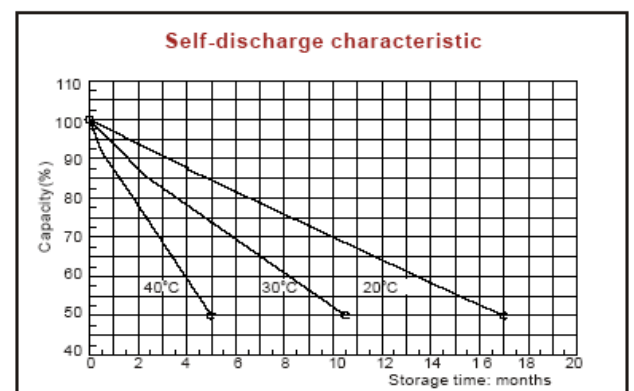
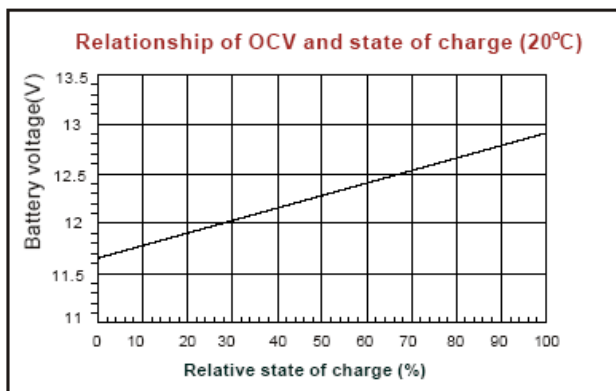
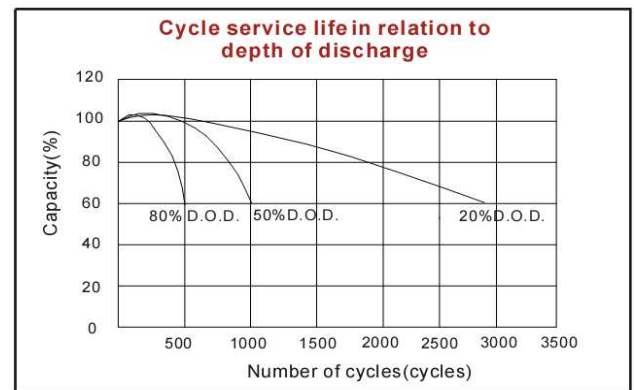
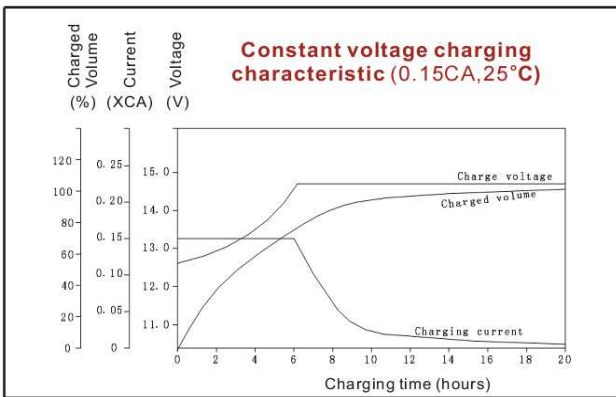
Discharge Constant Current (Amperes at 77°F 25°C)

End Point Volts/Cell	5min	10min	15min	30min	45min	1h	3h	5h	10h
1.60V	170	130	100	58.5	43.5	35.0	15.9	10.1	5.60
1.65V	161	125	96.5	56.5	42.1	34.0	15.6	9.95	5.53
1.70V	150	119	92.5	54.4	40.6	32.9	15.2	9.80	5.45
1.75V	138	112	88.0	52.2	39.0	31.8	14.8	9.60	5.35
1.80V	124	104	83.0	49.8	37.3	30.6	14.3	9.30	5.20

Discharge Constant Power (watts at 77°F 25°C)

End Point Volts/Cell	5min	10min	15min	30min	45min	1h	2h	3h	5h
1.60V	302	235	180	110	82.5	69.2	39.5	28.8	18.7
1.65V	287	225	174	107	80.5	67.7	38.7	28.3	18.5
1.70V	270	214	167	103	78.0	65.9	37.8	27.7	18.2
1.75V	251	202	160	99.0	75.5	64.0	36.9	27.1	17.9
1.80V	230	189	152	94.5	72.5	62.0	35.9	26.4	17.5

(Note)The above characteristics data are average values obtained Within three charge/discharge cycles not the minimum values.



DONGGUAN OREMA POWER CO., LTD

Add: #1 Qilinling Road Shahu, Tangxia Town, Dongguan Guangdong China

TEL: +86-769- 3896 1163 +86-769- 3896 1168

FAX: +86-769- 3896 1169



www.oremabattery.com