



UNF100-12

(12V100Ah/10hr)

The rechargeable batteries are lead-lead dioxide systems. The dilute sulfuric acid electrolyte is absorbed by separators and thus immobilized.



Should the battery be accidentally overcharged producing hydrogen and oxygen, Special one-way valves allow the gases to escape thus avoiding excessive pressure build-up. Otherwise, the battery is completely sealed and is, therefore, maintenance-free, leak proof and usable in any position.

Battery Construction

Component	Positive plate	Negative plate	Container	Cover	Safety valve	Terminal	Separator	Electrolyte
Raw material	Lead dioxide	Lead	ABS	ABS	Rubber	Copper	Fiberglass	Sulfuric acid

General Feature

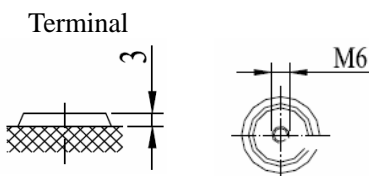
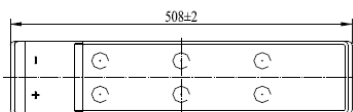
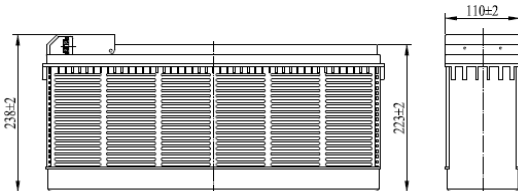
- Absorbent Glass Mat(AGM) technology for efficient gas recombination of up to 99% and freedom from electrolyte maintenance or water adding.
- Not restricted for air transport-complies with IATA/ICAO Special Provision A67.
- UL-recognized component.
- Can be mounted in any orientation.
- Computer designed lead, calcium tin alloy grid for high power density.
- Long service life, float or cyclic applications.
- Maintenance-free operation.
- Low self discharge.

Performance Characteristics

Capacity 77°F(25°C)	20 hour rate (5.5A、10.8V)	110Ah
	10 hour rate (10A、10.5V)	100Ah
	5 hour rate (18A、10.5V)	90Ah
	1 hour rate (68A、9.6V)	68Ah
Internal Resistance	Full charged Battery77°F(25°C): 7mΩ	
Capacity affected by Temperature (10 hour rate)	104° F(40°C)	102%
	77° F(25°C)	100%
	32° F(10°C)	85%
	5° F(-15°C)	65%
Self-Discharge 68°F(20°C)	Capacity after 3 month storage	90%
	Capacity after 6 month storage	80%
	Capacity after 12month storage	60%
Max. discharge current77°F(25°C): 800A(5S)		
Charge (Constant Voltage)	Float: 13.6~13.8 V/77° F(25°C)	
	Cycle:14.5~14.9 V/77°F(25°C) Max. Current: 25A	

SPECIFICATION

Nominal voltage	12V
Number of cell	6
Length(mm/inch)	508/20.0
Width(mm/inch)	110/4.33
Height(mm/inch)	223/8.78
Total Height(mm/inch)	238/9.37
Approx. Weight (kg/lbs)	32/70.5



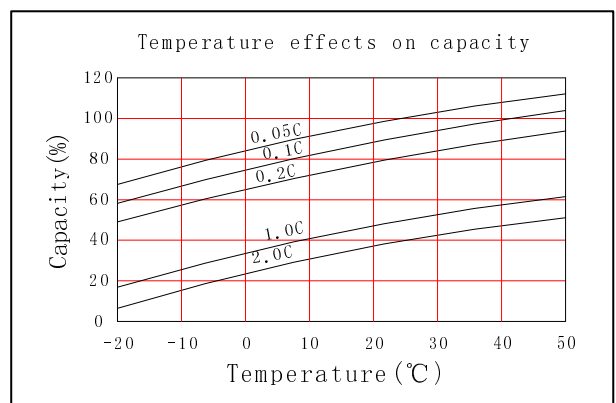
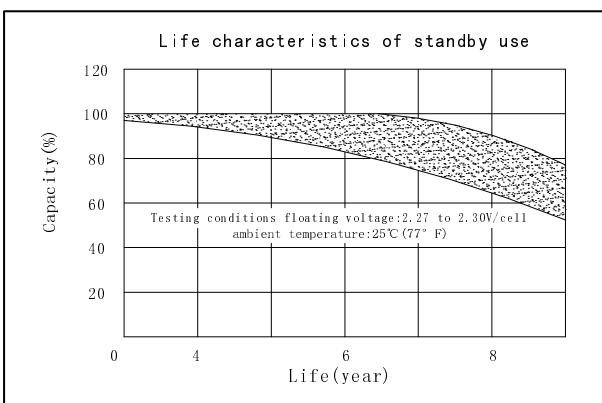
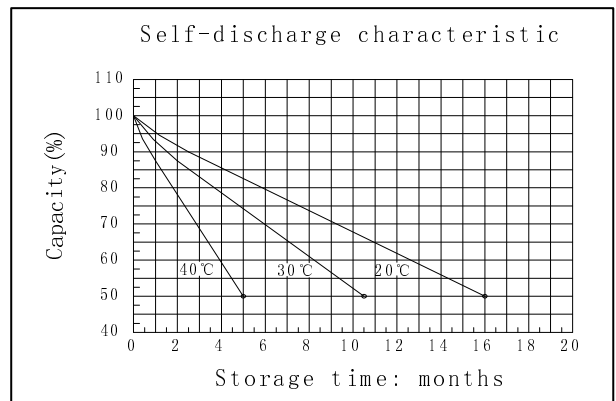
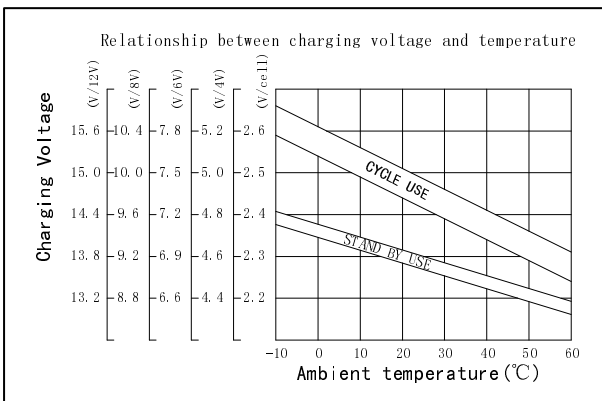
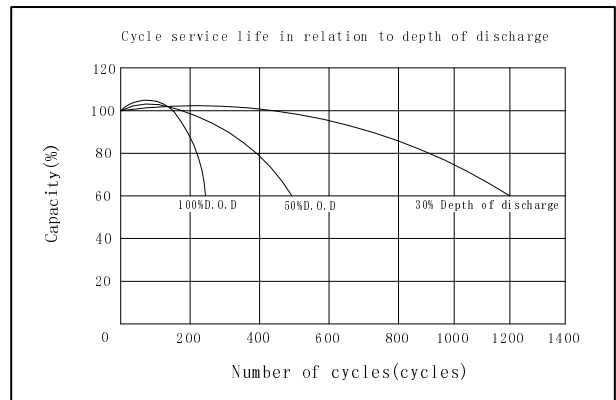
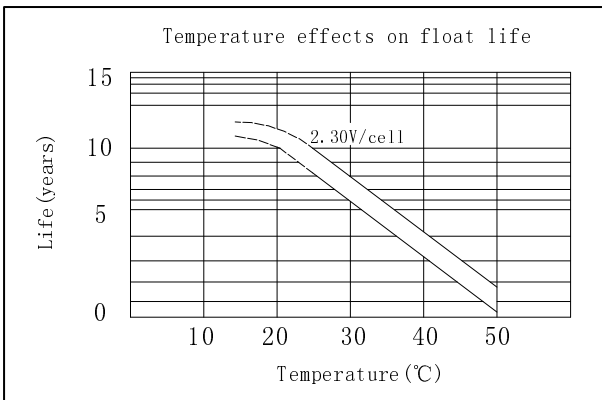
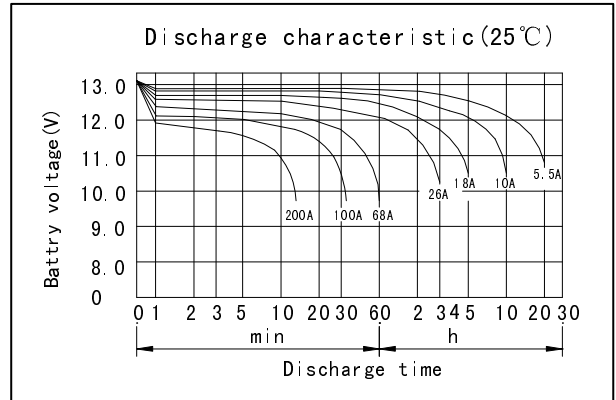
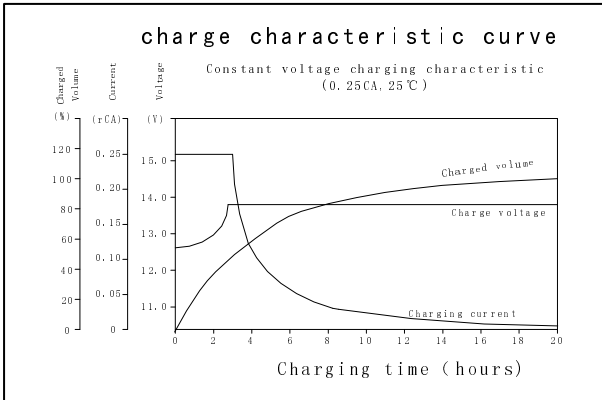
Discharge Constant Current (Amperes at 77° F25 °C)

End Point Volts/Cell	5min	10min	15min	30min	45min	1h	3h	5h	10h
1.60V		220	170	115	78.5	68.0	27.2	18.3	10.2
1.65V		203	160	111	76.0	66.0	26.6	18.2	10.2
1.70V		187	149	107	73.5	63.9	26.0	18.1	10.1
1.75V		169	138	103	71.0	61.9	25.4	18.0	10.0
1.80V		150	126	98	68.0	59.5	24.7	17.8	9.90

Discharge Constant Power (watts at 77° F 25 °C)

End Point Volts/Cell	5min	10min	15min	30min	45min	1h	2h	3h	5h
1.60V		380	319	223	171	138	77.7	57.0	37.1
1.65V		358	303	214	165	134	76.8	56.5	36.8
1.70V		337	286	205	160	131	75.9	56.0	36.5
1.75V		316	270	196	154	127	75.0	55.4	36.2
1.80V		294	254	187	148	123	74.1	54.9	35.9

(Note)The above characteristics data are average values obtained Within three charge/discharge cycles not the minimum values.



DONGGUAN OREMA POWER CO., LTD
 Add: Daping Industrial Area, Tangxia Town, 523722 Dongguan China
 TEL: +86-769- 8201 6663 +86-769- 8786 5131
 FAX: +86-769- 87865135

www.oremabattery.com