



UNF105-12S

(12V105Ah/10hr)

The rechargeable batteries are lead-lead dioxide systems. The dilute sulfuric acid electrolyte is absorbed by separators and thus immobilized.



Should the battery be accidentally overcharged producing hydrogen and oxygen, Special one-way valves allow the gases to escape thus avoiding excessive pressure build-up. Otherwise, the battery is completely sealed and is, therefore, maintenance-free, leak proof and usable in any position.

Battery Construction

Component	Positive plate	Negative plate	Container	Cover	Safety valve	Terminal	Separator	Electrolyte
Raw material	Lead dioxide	Lead	ABS	ABS	Rubber	Copper	Fiberglass	Sulfuric acid

General Feature

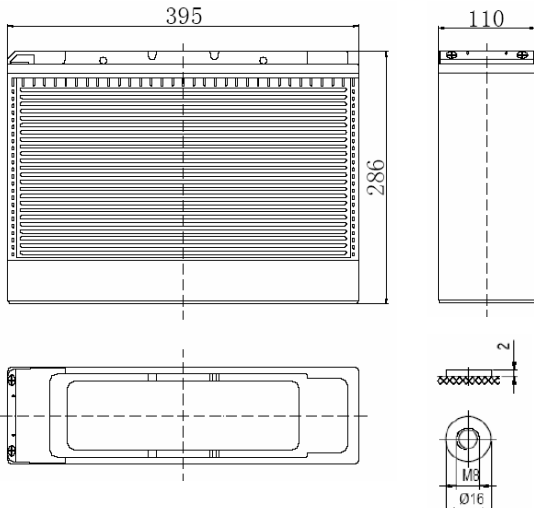
- Absorbent Glass Mat(AGM) technology for efficient gas recombination of up to 99% and freedom from electrolyte maintenance or water adding.
- Not restricted for air transport-complies with IATA/ICAO Special Provision A67.
- UL-recognized component.
- Can be mounted in any orientation.
- Computer designed lead, calcium tin alloy grid for high power density.
- Long service life, float or cyclic applications.
- Maintenance-free operation.
- Low self discharge.

Performance Characteristics

Capacity 77°F(25°C)	20 hour rate (5.5A、10.8V)	110Ah
	10 hour rate (10.5A、10.8V)	105Ah
	5 hour rate (19A、10.5V)	95Ah
	1 hour rate (71A、9.6V)	71Ah
Internal Resistance	Full charged Battery77°F(25°C): 7mΩ	
Capacity affected by Temperature (10 hour rate)	104° F(40°C)	102%
	77° F(25°C)	100%
	32° F(10°C)	85%
	5° F(-15°C)	65%
Self-Discharge 68°F(20°C)	Capacity after 3 month storage	90%
	Capacity after 6 month storage	80%
	Capacity after 12month storage	60%
Max. discharge current77°F(25°C): 850A(5S)		
Charge (Constant Voltage)	Float: 13.6~13.8 V/77° F(25°C)	
	Cycle:14.4~14.7 V/77°F(25°C) Max. Current: 26A	

SPECIFICATION

Nominal voltage	12V
Number of cell	6
Length(mm/inch)	395/15.6
Width(mm/inch)	110/4.33
Height(mm/inch)	286/11.3
Total Height(mm/inch)	286/11.3
Approx. Weight (kg/lbs)	34/74.9



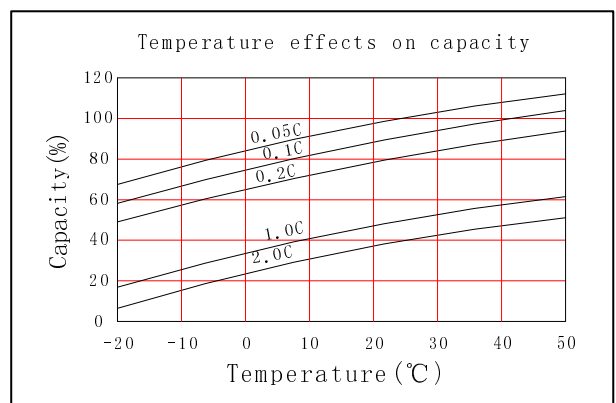
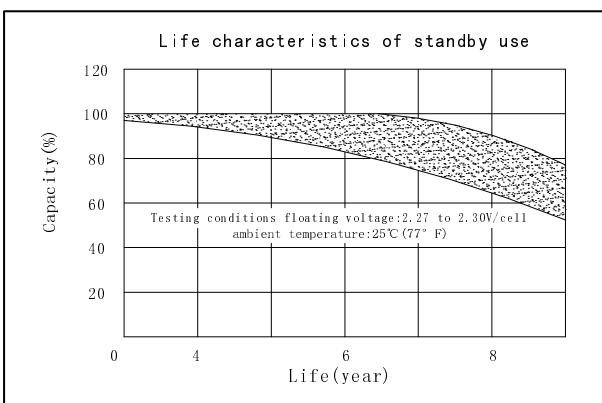
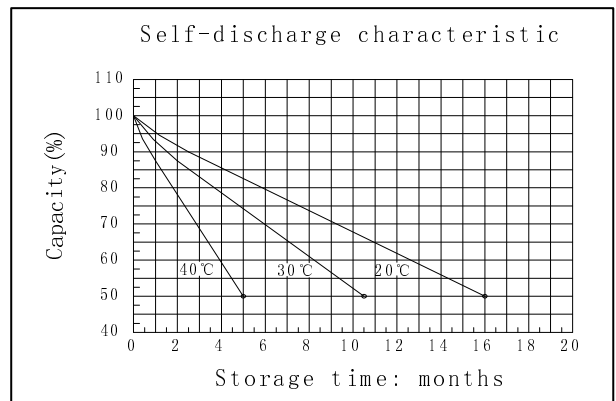
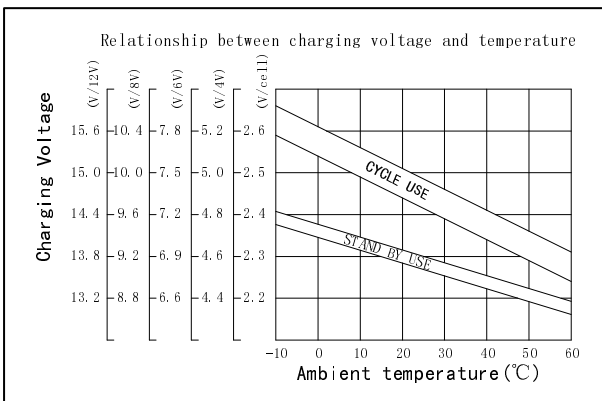
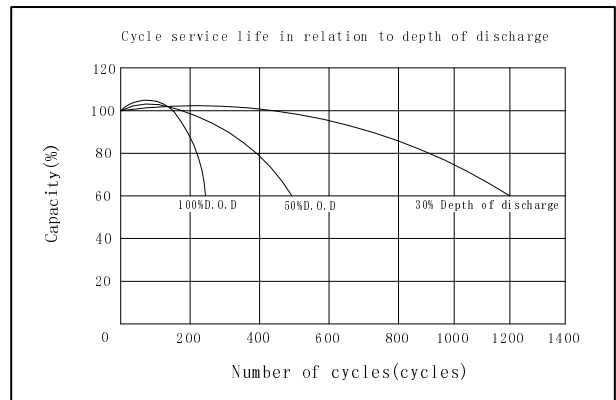
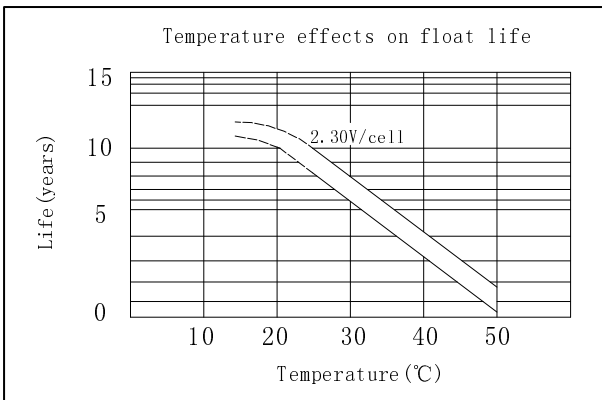
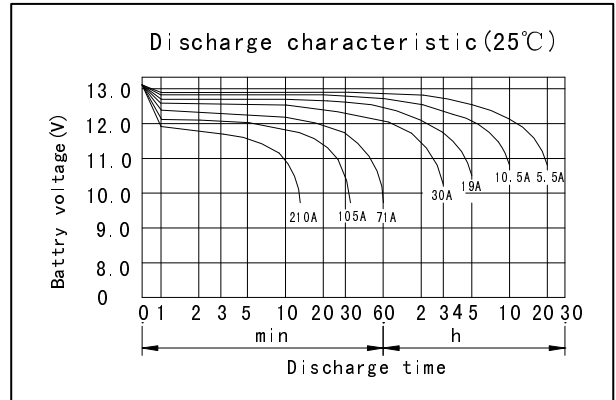
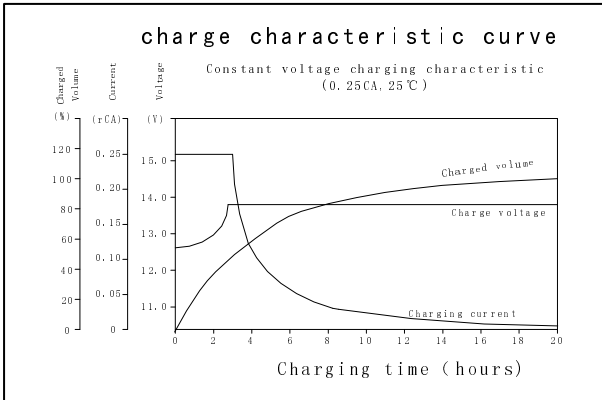
Discharge Constant Current (Amperes at 77° F25 °C)

End Point Volts/Cell	5min	10min	15min	30min	45min	1h	3h	5h	10h
1.60V		229	185	120	91.0	71.0	30.9	19.3	10.7
1.65V		212	174	116	88.0	69.5	30.5	19.2	10.7
1.70V		195	162	111	85.2	68.0	30.0	19.1	10.6
1.75V		178	151	107	82.2	66.5	29.5	19.0	10.6
1.80V		161	139	103	79.3	64.5	28.5	18.7	10.5

Discharge Constant Power (watts at 77° F 25 °C)

End Point Volts/Cell	5min	10min	15min	30min	45min	1h	2h	3h	5h
1.60V		399	335	234	180	145	81.6	59.8	38.9
1.65V		376	318	224	174	141	80.7	59.3	38.6
1.70V		354	301	215	168	137	79.7	58.7	38.3
1.75V		331	284	206	162	133	78.7	58.2	38.0
1.80V		309	267	196	156	130	77.8	57.7	37.7

(Note)The above characteristics data are average values obtained Within three charge/discharge cycles not the minimum values.



DONGGUAN OREMA POWER CO., LTD
 Add: Daping Industrial Area, Tangxia Town, 523722 Dongguan China
 TEL: +86-769- 8201 6663 +86-769- 8786 5131
 FAX: +86-769- 87865135

MH29838

 EMC
 C4120412-8881-E-18

www.oremabattery.com