



## UNF50-12 (12V50Ah/10hr)

The rechargeable batteries are lead-lead dioxide systems. The dilute sulfuric acid electrolyte is absorbed by separators and thus immobilized.

Should the battery be accidentally overcharged producing hydrogen and oxygen, Special one-way valves allow the gases to escape thus avoiding excessive pressure build-up. Otherwise, the battery is completely sealed and is, therefore, maintenance-free, leak proof and usable in any position.

### Battery Construction

Component	Positive plate	Negative plate	Container	Cover	Safety valve	Terminal	Separator	Electrolyte
Raw material	Lead dioxide	Lead	ABS	ABS	Rubber	Copper	Fiberglass	Sulfuric acid

### General Feature

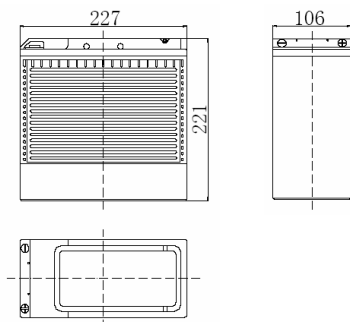
- Absorbent Glass Mat(AGM) technology for efficient gas recombination of up to 99% and freedom from electrolyte maintenance or water adding.
- Not restricted for air transport-complies with IATA/ICAO Special Provision A67.
- UL-recognized component.
- Can be mounted in any orientation.
- Computer designed lead, calcium tin alloy grid for high power density.
- Long service life, float or cyclic applications.
- Maintenance-free operation.
- Low self discharge.

### Performance Characteristics

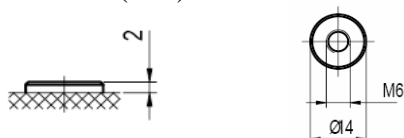
Capacity 77°F(25°C)	20 hour rate (2.7A、10.8V)	54Ah
	10 hour rate (50A、10.8V)	50Ah
	5 hour rate (9.06A、10.5V)	45.3Ah
	1 hour rate (35.2A、9.6V)	35.2Ah
Internal Resistance	Full charged Battery77°F(25°C): 8mΩ	
Capacity affected by Temperature (20 hour rate)	104° F(40°C)	102%
	77° F(25°C)	100%
	32° F(10°C)	85%
	5° F(-15°C)	65%
Self-Discharge 68°F(20°C)	Capacity after 3 month storage	90%
	Capacity after 6 month storage	80%
	Capacity after 12month storage	60%
Max. discharge current77°F(25°C): 500A(5S)		
Charge (Constant Voltage)	Float: 13.6~13.8 V/77° F(25°C)	
	Cycle:14.4~14.7 V/77°F(25°C) Max. Current: 12.5A	

### SPECIFICATION

Nominal voltage ..... 12V  
 Number of cell ..... 6  
 Length(mm/inch) ..... 227/10.9  
 Width(mm/inch) ..... 106/4.17  
 Height(mm/inch) ..... 221/8.7  
 Total Height(mm/inch) ..... 221/8.7  
 Approx. Weight (kg/lbs) ..... 16.5/36.4



Terminal (F11)



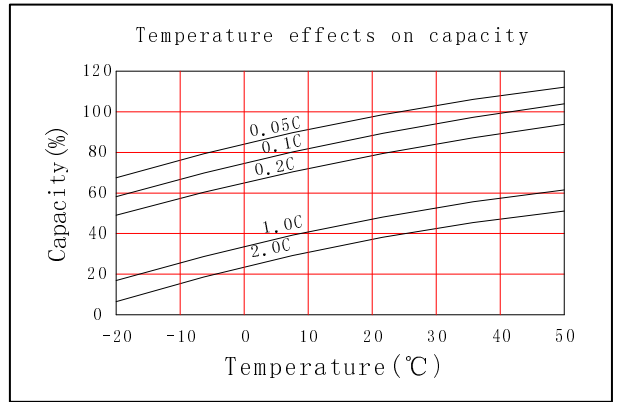
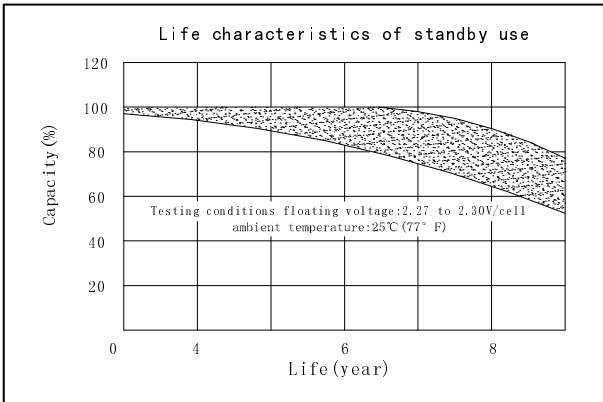
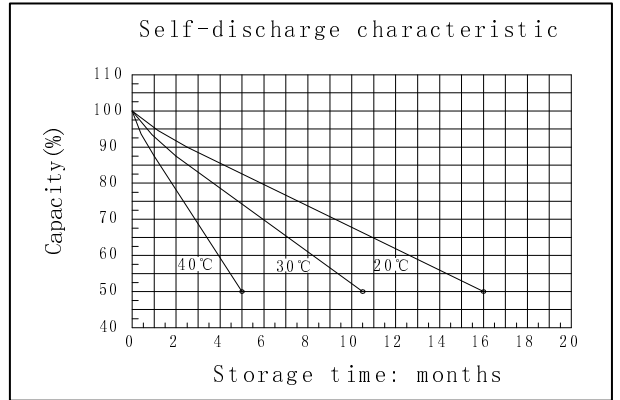
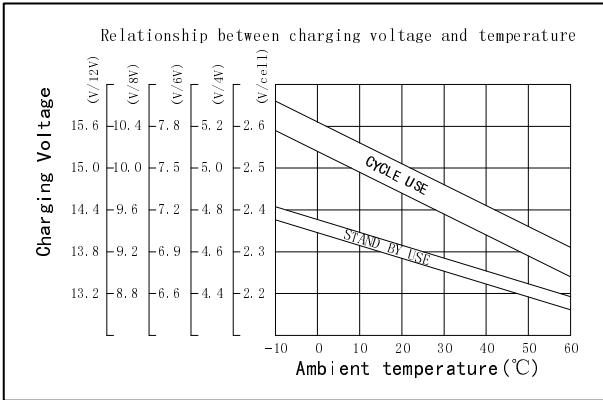
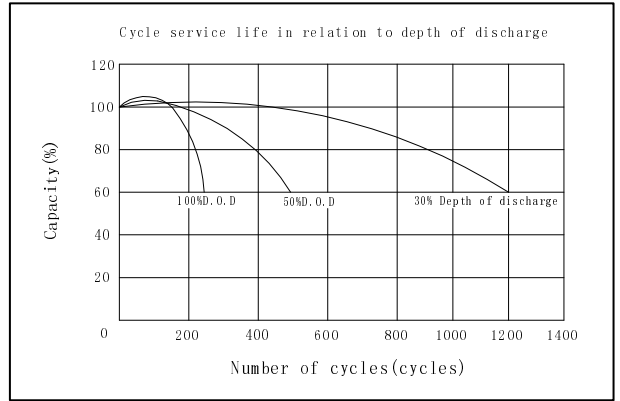
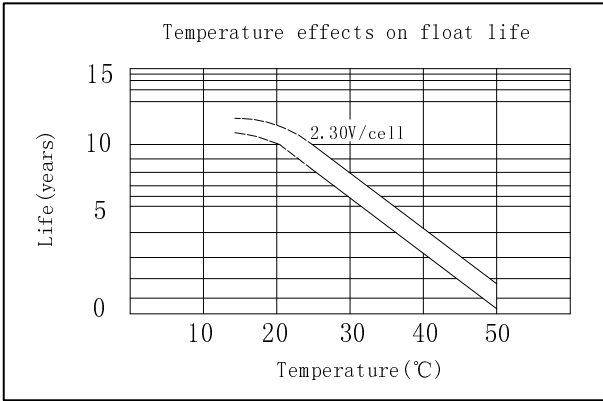
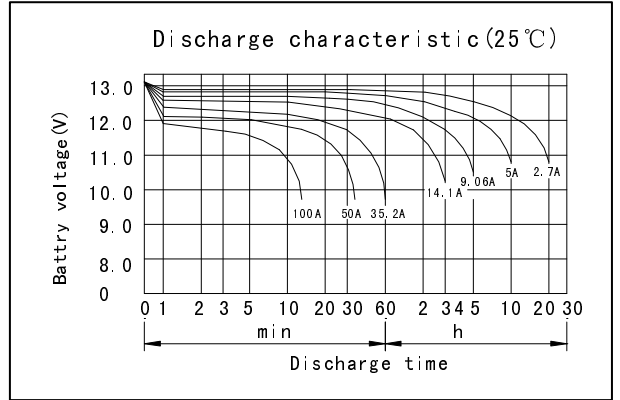
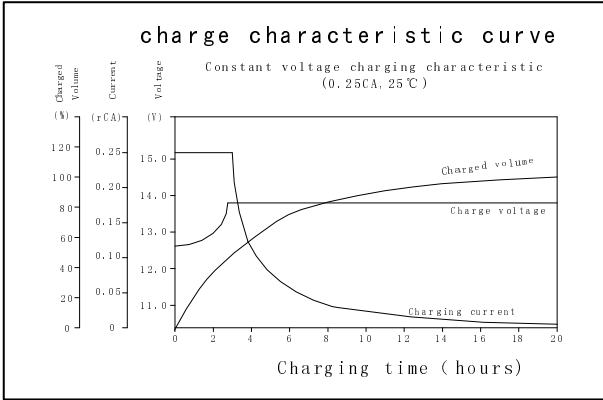
Discharge Constant Current (Amperes at 77° F25 °C)

End Point Volts/Cell	10min	15min	30min	45min	1h	3h	5h	10h	20h
1.60V	119	93.6	57.6	44.0	35.2	14.5	9.26	5.23	2.90
1.65V	111	86.4	55.5	42.7	34.5	14.3	9.19	5.20	2.90
1.70V	102	81.7	53.3	41.4	33.8	14.1	9.13	5.15	2.85
1.75V	96.3	76.9	51.2	40.1	33.1	13.8	9.06	5.10	2.80
1.80V	90.0	73.8	49.0	38.8	32.4	13.6	9.00	5.00	2.70

Discharge Constant Power (watts at 77° F 25°C)

End Point Volts/Cell	5min	10min	15min	30min	45min	1h	2h	3h	5h
1.60V		190	159	111	85.6	69.0	38.9	28.5	18.5
1.65V		179	151	107	82.7	67.1	38.4	28.2	18.4
1.70V		168	143	102	79.8	65.3	37.9	28.0	18.2
1.75V		158	135	97.9	76.9	63.5	37.5	27.7	18.1
1.80V		147	127	93.4	74.1	61.7	37.0	27.5	17.9

(Note)The above characteristics data are average values obtained Within three charge/discharge cycles not the minimum values.



**DONGGUAN OREMA POWER CO., LTD**  
 Add: Daping Industrial Area, Tangxia Town, 523722 Dongguan China  
 TEL: +86-769- 8201 6663    +86-769- 8786 5131  
 FAX: +86-769- 87865135

MH29838    CE    R1S EMC    C41120412-3881-E-18

[www.oremabattery.com](http://www.oremabattery.com)