



UNF75-12A

(12V75Ah/10hr)

The rechargeable batteries are lead-lead dioxide systems. The dilute sulfuric acid electrolyte is absorbed by separators and thus immobilized.



Should the battery be accidentally overcharged producing hydrogen and oxygen, Special one-way valves allow the gases to escape thus avoiding excessive pressure build-up. Otherwise, the battery is completely sealed and is, therefore, maintenance-free, leak proof and usable in any position.

Battery Construction

Component	Positive plate	Negative plate	Container	Cover	Safety valve	Terminal	Separator	Electrolyte
Raw material	Lead dioxide	Lead	ABS	ABS	Rubber	Copper	Fiberglass	Sulfuric acid

General Feature

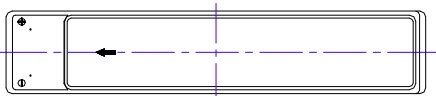
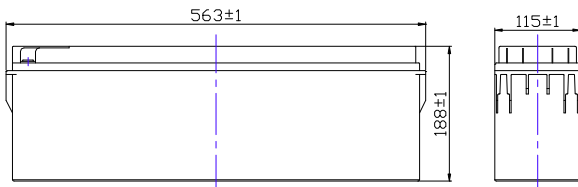
- Absorbent Glass Mat(AGM) technology for efficient gas recombination of up to 99% and freedom from electrolyte maintenance or water adding.
- Not restricted for air transport-complies with IATA/ICAO Special Provision A67.
- UL-recognized component.
- Can be mounted in any orientation.
- Computer designed lead, calcium tin alloy grid for high power density.
- Long service life, float or cyclic applications.
- Maintenance-free operation.
- Low self discharge.

Performance Characteristics

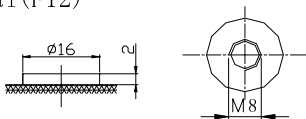
Capacity 77°F(25°C)	20 hour rate (4A、10.8V)	80Ah
	10 hour rate (7.5A、10.8V)	75Ah
	5 hour rate (14.2A、10.5V)	71Ah
	1 hour rate (54A、9.6V)	54Ah
Internal Resistance	Full charged Battery77°F(25°C): 6mΩ	
Capacity affected by Temperature (20 hour rate)	104° F(40°C)	102%
	77° F(25°C)	100%
	32° F(10°C)	85%
	5° F(-15°C)	65%
Self-Discharge 68°F(20°C)	Capacity after 3 month storage	90%
	Capacity after 6 month storage	80%
	Capacity after 12month storage	60%
Max. discharge current77°F(25°C): 750A(5S)		
Charge (Constant Voltage)	Float: 13.6~13.8 V/77° F(25°C)	
	Cycle:14.4~14.7 V/77°F(25°C) Max. Current: 18.8A	

SPECIFICATION

- Nominal voltage 12V
- Number of cell 6
- Length(mm/inch) 563/22.2
- Width(mm/inch) 115/4.53
- Height(mm/inch) 188/7.40
- Total Height(mm/inch) 188/7.40
- Approx. Weight (kg/lbs±5%) 28.5/62.8



Terminal (F12)



Unit :mm

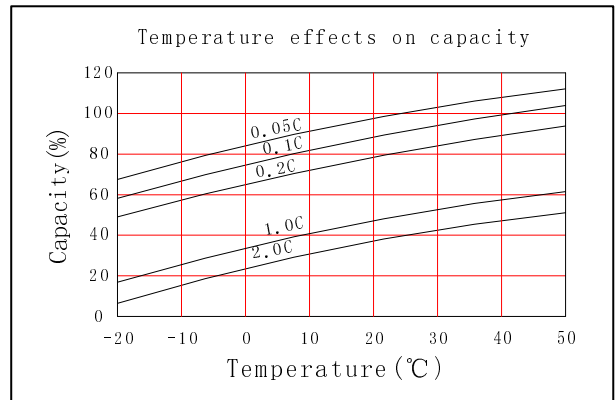
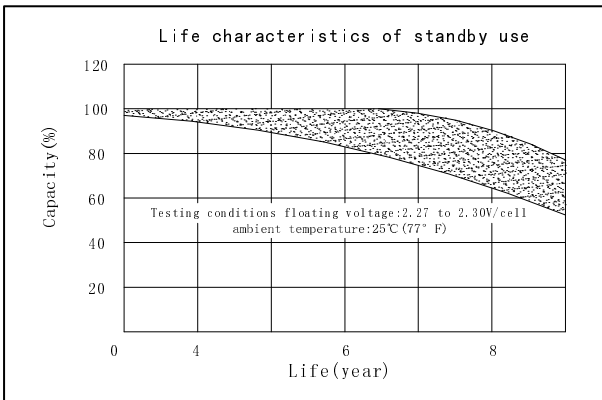
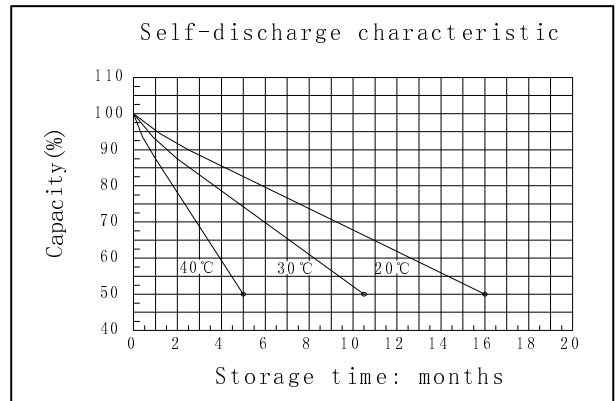
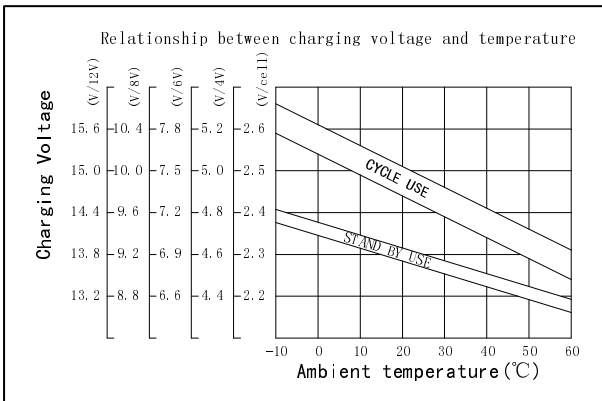
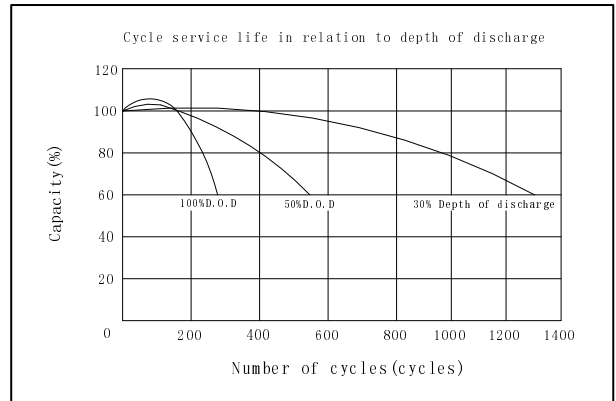
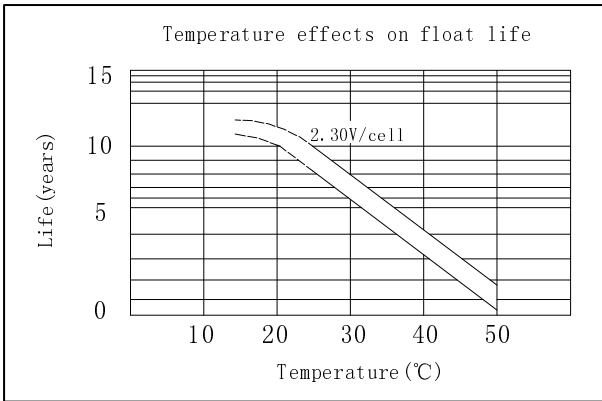
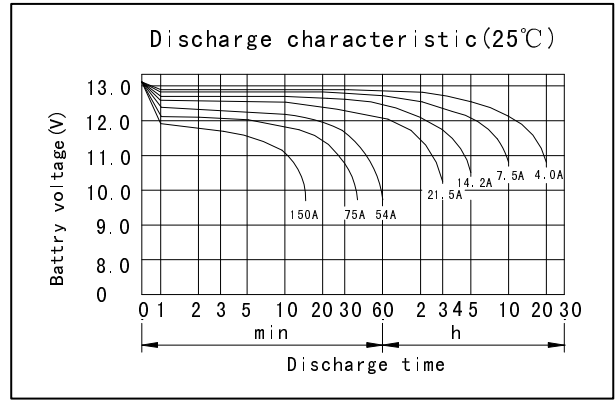
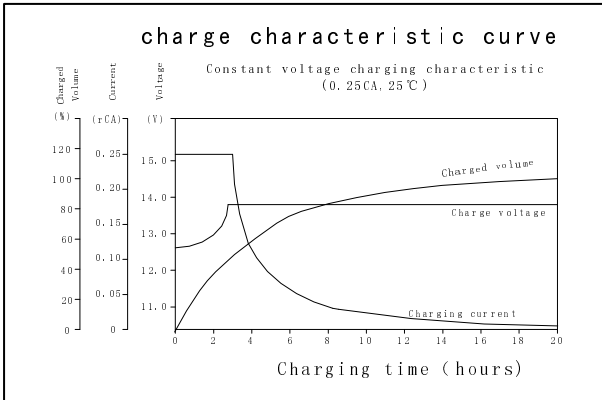
Discharge Constant Current (Amperes at 77° F25 °C)

End Point Volts/Ce11	10min	15min	30min	45min	1h	3h	5h	10h	20h
1.60V	200	157	97.0	70.0	54.0	22.5	15.1	7.90	4.25
1.65V	188	146	93.8	67.7	52.9	22.0	14.8	7.85	4.20
1.70V	175	138	90.6	65.3	51.8	21.5	14.5	7.75	4.15
1.75V	163	130	87.3	62.8	50.6	20.9	14.2	7.65	4.10
1.80V	151	123	83.9	60.2	49.3	20.3	13.8	7.50	4.00

Discharge Constant Power (watts at 77° F 25 °C)

End Point Volts/Ce11	10min	15min	30min	45min	1h	2h	3h	5h	10h
1.60V	347	270	171	127	101.8	57.0	43.3	30.0	15.5
1.65V	321	256	165	122	98.6	55.9	42.7	29.6	15.4
1.70V	298	242	158	117	97.3	55.1	42.1	29.2	15.3
1.75V	279	227	151	112	94.7	54.3	41.5	28.7	15.2
1.80V	254	210	142	106	93.2	53.5	40.8	28.1	15.0

(Note)The above characteristics data are average values obtained Within three charge/discharge cycles not the minimum values.



DONGGUAN OREMA POWER CO., LTD
 Add: Daping Industrial Area, Tangxia Town, 523722 Dongguan China
 TEL: +86-769- 8201 6663 +86-769- 8786 5131
 FAX: +86-769- 87865135

MH29838
 C41120412-8891-E-18
www.oremabattery.com