



UNL200-2 (2V200Ah/10hr)

The rechargeable batteries are lead-lead dioxide systems. The dilute sulfuric acid electrolyte is absorbed by separators and thus immobilized.

Should the battery be accidentally overcharged producing hydrogen and oxygen, Special one-way valves allow the gases to escape thus avoiding excessive pressure build-up. Otherwise, the battery is completely sealed and is, therefore, maintenance-free, leak proof and usable in any position.

Battery Construction

Component	Positive plate	Negative plate	Container	Cover	Safety valve	Terminal	Separator	Electrolyte
Raw material	Lead dioxide	Lead	ABS	ABS	Rubber	Copper	Fiberglass	Sulfuric acid

General Feature

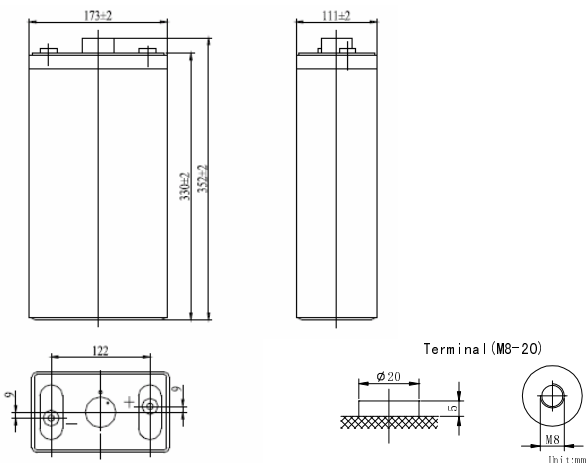
- Absorbent Glass Mat(AGM) technology for efficient gas recombination of up to 99% and freedom from electrolyte maintenance or water adding.
- Not restricted for air transport-complies with IATA/ICAO Special Provision A67.
- UL-recognized component.
- Can be mounted in any orientation.
- Computer designed lead, calcium tin alloy grid for high power density.
- Long service life, float or cyclic applications.
- Maintenance-free operation.
- Low self discharge.

Performance Characteristics

Capacity 77°F(25°C)	10 hour rate (20A、1.80V)	200Ah
	5 hour rate (36A、1.75V)	168Ah
	3 hour rate (53A、1.70V)	159Ah
	1 hour rate (125A、1.60V)	125Ah
Internal Resistance	Full charged Battery77°F(25°C): 0.75mΩ	
Capacity affected by Temperature (20 hour rate)	104° F(40°C)	102%
	77° F(25°C)	100%
	32° F(10°C)	85%
	5° F(-15°C)	65%
Self-Discharge 68°F(20°C)	Capacity after 3 month storage	90%
	Capacity after 6 month storage	80%
	Capacity after 12month storage	60%
Max. discharge current77°F(25°C): 1000A(5S)		
Charge (Constant Voltage)	Float: 2.25~2.30 V/77° F/(25°C)	
	Cycle:2.35~2.45 V/77°F(25°C) Max. Current: 40A	

SPECIFICATION

Nominal voltage 2V
 Number of cell 1
 Length(mm/inch) 173/6.81
 Width(mm/inch) 111/4.37
 Height(mm/inch) 330/13.0
 Total Height(mm/inch) 364/14.3
 Approx. Weight(kg/lbs) 13.6/30.0



Total height with removable cover:364

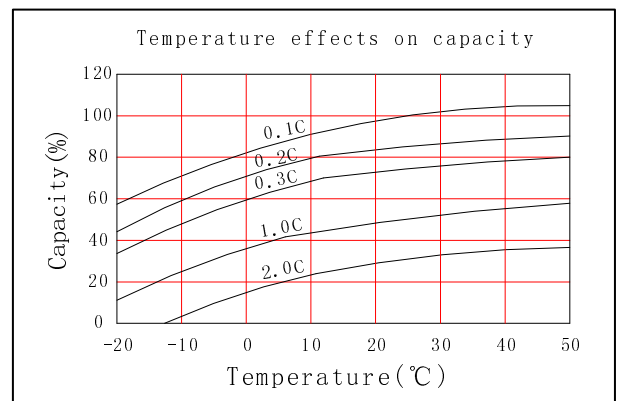
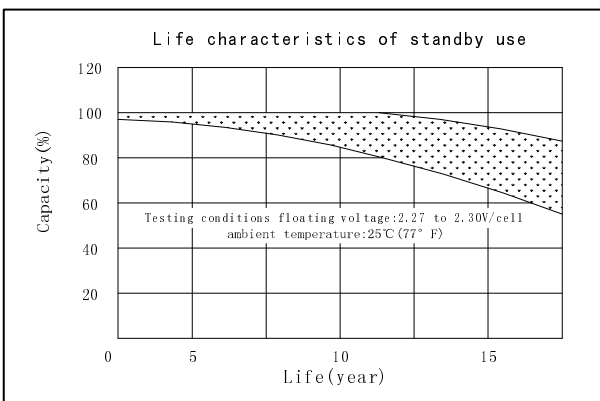
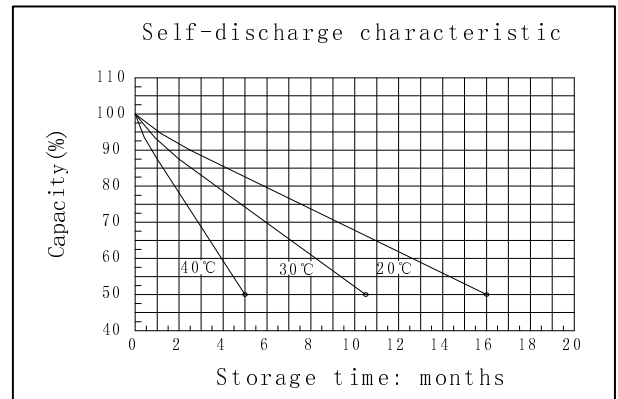
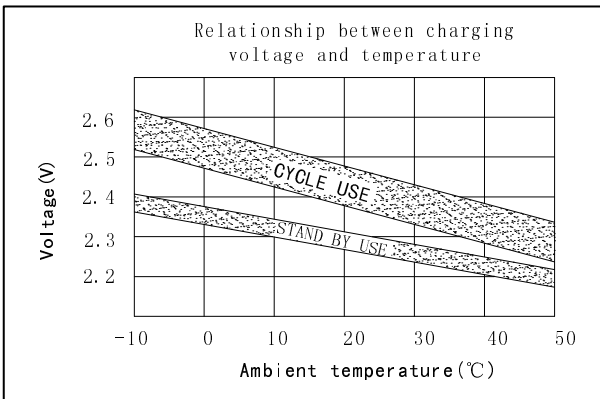
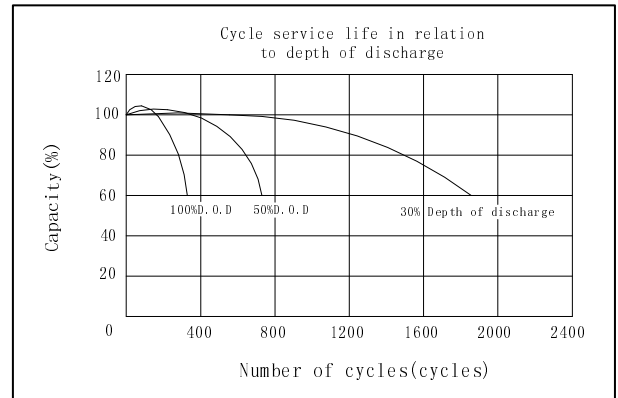
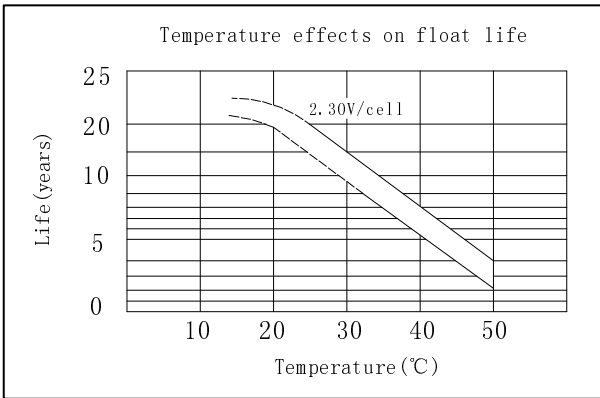
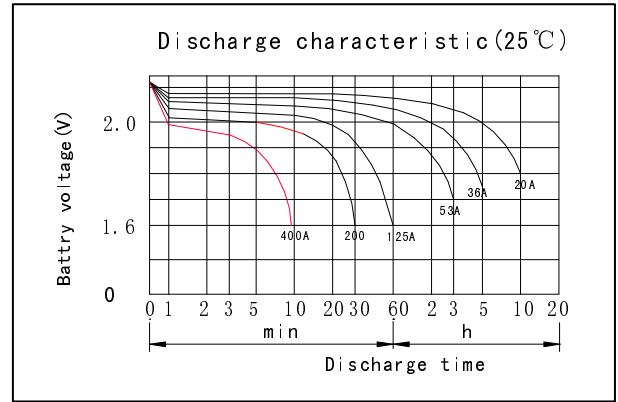
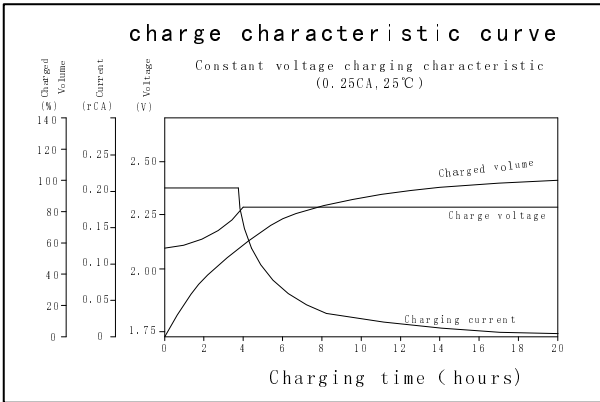
Discharge Constant Current (Amperes at 77° F25 °C)

End Point Volts/Cell	5min	10min	15min	30min	45min	1h	3h	5h	10h
1.60V		390	294	200	162	125	56.6	38.8	21.4
1.65V		370	280	192	155	121	54.8	38.0	21.2
1.70V		348	265	183	148	116	53.0	37.1	20.9
1.75V		327	250	172	141	111	50.0	36.0	20.5
1.80V		305	235	160	134	105	48.6	35.0	20.0

Discharge Constant Power (watts at 77° F 25°C)

End Point Volts/Cell	5min	10min	15min	30min	45min	1h	2h	3h	5h
1.60V		580	524	380	308	245	146	106	78.0
1.65V		559	499	364	299	235	142	104	76.6
1.70V		538	473	348	289	224	137	101	75.1
1.75V		517	446	331	280	213	132	98.0	73.5
1.80V		495	420	315	272	201	126	94.7	71.7

(Note)The above characteristics data are average values obtained Within three charge/discharge cycles not the minimum values.



DONGGUAN OREMA POWER CO., LTD
 Add: Daping Industrial Area, Tangxia Town, 523722 Dongguan China
 TEL: +86-769- 8201 6663 +86-769- 8786 5131
 FAX: +86-769- 87865135

MH29838 D4M20412-5881-E-18
www.oremabattery.com