



UNL550-2 (2V550Ah/10hr)

The rechargeable batteries are lead-lead dioxide systems. The dilute sulfuric acid electrolyte is absorbed by separators and thus immobilized.

Should the battery be accidentally overcharged producing hydrogen and oxygen, Special one-way valves allow the gases to escape thus avoiding excessive pressure build-up. Otherwise, the battery is completely sealed and is, therefore, maintenance-free, leak proof and usable in any position.

Battery Construction

Component	Positive plate	Negative plate	Container	Cover	Safety valve	Terminal	Separator	Electrolyte
Raw material	Lead dioxide	Lead	ABS	ABS	Rubber	Copper	Fiberglass	Sulfuric acid

General Feature

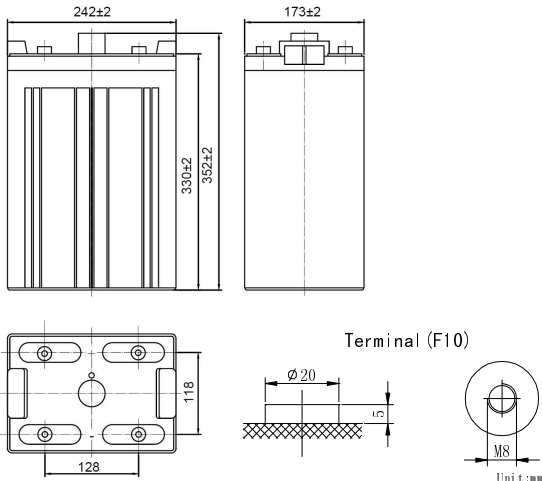
- Absorbent Glass Mat(AGM) technology for efficient gas recombination of up to 99% and freedom from electrolyte maintenance or water adding.
- Not restricted for air transport-complies with IATA/ICAO Special Provision A67.
- UL-recognized component.
- Can be mounted in any orientation.
- Computer designed lead, calcium tin alloy grid for high power density.
- Long service life, float or cyclic applications.
- Maintenance-free operation.
- Low self discharge.

Performance Characteristics

Capacity 77°F(25°C)	10 hour rate (55A、1.80V)	550Ah
	5 hour rate (97A、1.75V)	485Ah
	3 hour rate (138A、1.70V)	414Ah
	1 hour rate (330A、1.60V)	330Ah
Internal Resistance	Full charged Battery77°F(25°C): 0.5mΩ	
Capacity affected by Temperature (10 hour rate)	104° F(40°C)	102%
	77° F(25°C)	100%
	32° F(10°C)	85%
	5° F(-15°C)	65%
Self-Discharge 68°F(20°C)	Capacity after 3 month storage	90%
	Capacity after 6 month storage	80%
	Capacity after 12month storage	60%
Max. discharge current77°F(25°C): 2000A(5S)		
Charge (Constant Voltage)	Float: 2.25~2.30 V/77° F(25°C)	
	Cycle:2.35~2.45 V/77°F(25°C) Max. Current: 110A	

SPECIFICATION

- Nominal voltage 2V
 Number of cell 1
 Length(mm/inch) 242/9.53
 Width(mm/inch) 173/6.81
 Height(mm/inch) 330/13.0
 Total Height(mm/inch) 365/14.4
 Approx. Weight(kg/lbs) 33.5/73.8



Total height with removable cover:367

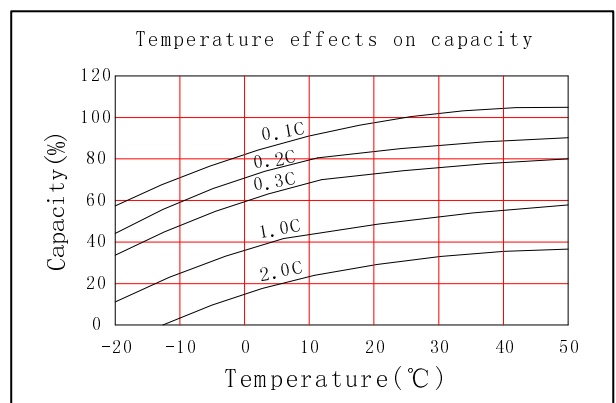
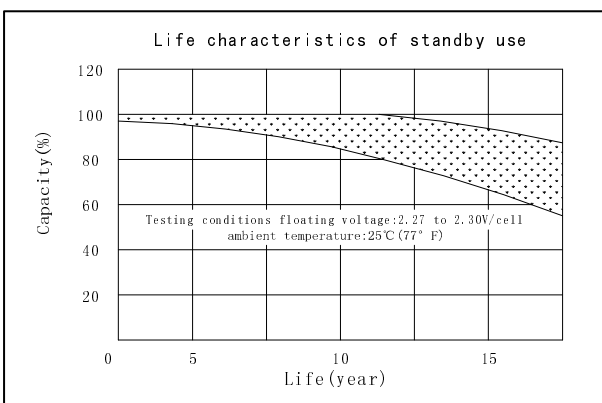
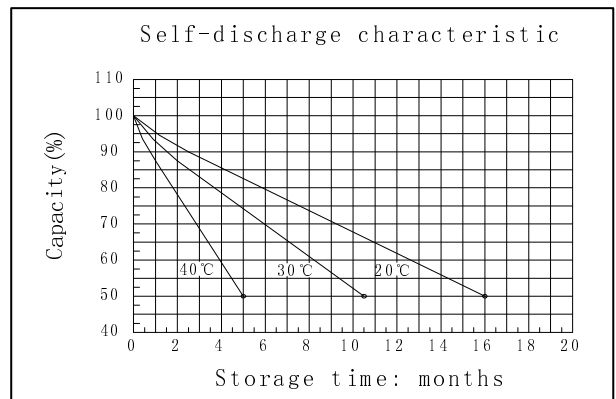
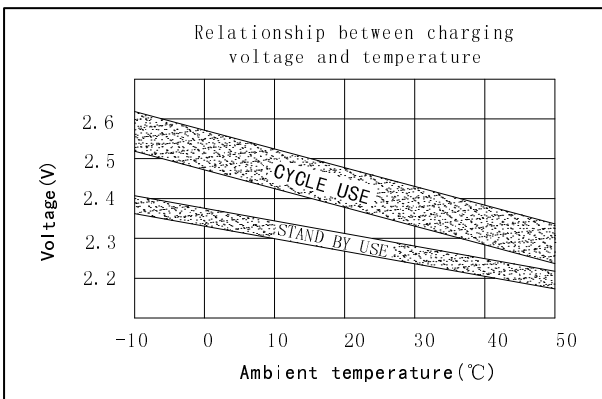
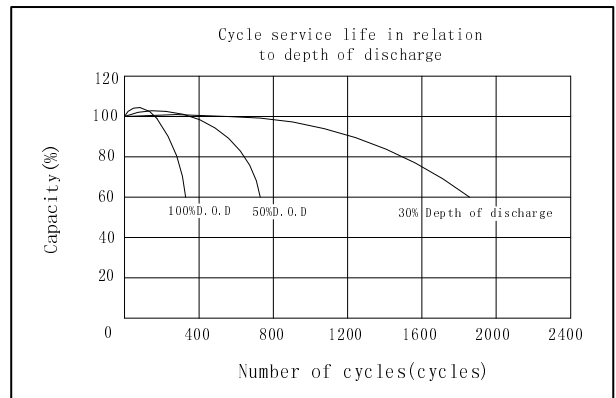
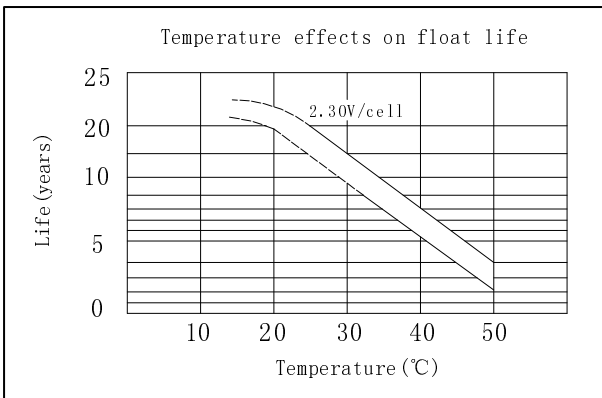
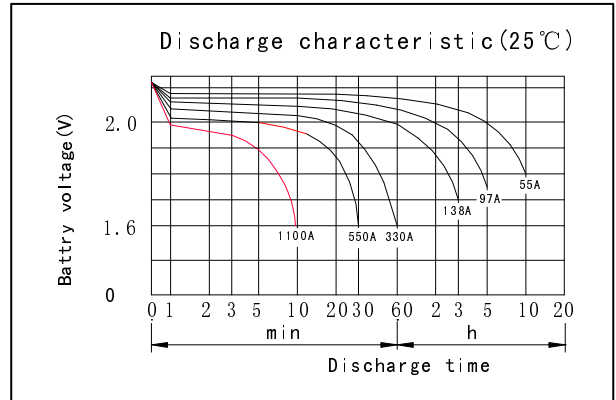
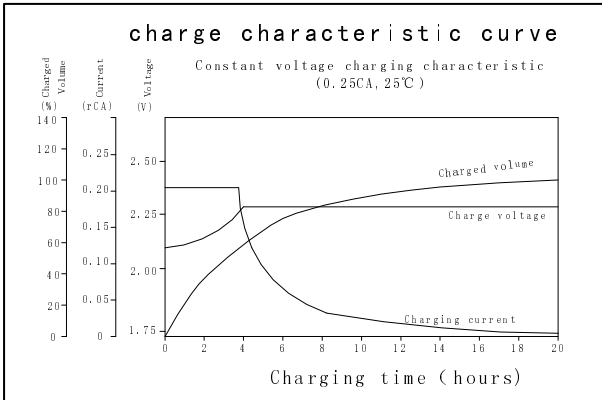
Discharge Constant Current (Amperes at 77° F 25 °C)

End Point Volts/Cell	5min	10min	15min	30min	45min	1h	3h	5h	10h
1.60V		1030	782	550	421	330	147	104	58.0
1.65V		976	744	528	405	319	143	102	57.5
1.70V		920	706	506	387	305	138	99.5	56.8
1.75V		863	666	475	368	292	134	97.0	56.0
1.80V		806	627	445	348	278	126	94.0	55.0

Discharge Constant Power (watts at 77° F 25 °C)

End Point Volts/Cell	5min	10min	15min	30min	45min	1h	2h	3h	5h
1.60V		1700	1272	1023	848	688	416	297	184
1.65V		1603	1203	971	810	659	397	286	180
1.70V		1503	1133	920	769	629	380	272	177
1.75V		1403	1064	866	727	597	363	260	173
1.80V		1306	993	812	685	565	334	239	164

(Note)The above characteristics data are average values obtained Within three charge/discharge cycles not the minimum values.



DONGGUAN OREMA POWER CO., LTD
 Add: Daping Industrial Area, Tangxia Town, 523722 Dongguan China
 TEL: +86-769- 8201 6663 +86-769- 8786 5131
 FAX: +86-769- 87865135

MH29838

 EMC spec. C4120412-8881-E-18

www.oremabattery.com